





PERFORMANCE

AND SHIRT & BLOUSE COLLECTIONS
2016



PERFORMANCE COLLECTION

17 piece collection in a choice of up to 4 colours

WOMEN'S

ROSEWOOD Jacket	04 - 05
ASTORIA Trouser	05
CORINTHIA Dress	06 - 07
GROSVENOR Trouser	09
RITZ Jacket	08 - 09
DORCHESTER Trouser	10
MAYFAIR Jacket	10 - 11
WYNDHAM Skirt	11 - 12 - 13
CONNAUGHT Jacket	12 - 13
WALDORF Waistcoat	25

WOMEN'S COLLECTION SUMMARY

Women's Jackets	20 - 21
Women's Trousers & Trouser Profiles	22 - 23
Women's Waistcoat, Dress & Skirt	24

MEN'S

HOLBECK Jacket	14 - 15
HOLBECK Trouser	14 - 15
ALDWYCH Jacket	16 - 17
ALDWYCH Trouser	16 - 17
LANGHAM Jacket	18 - 19
LANGHAM Trouser	18 - 19
CAPITAL Waistcoat	25

MEN'S COLLECTION SUMMARY

Men's Jackets, Trousers & Waistcoat	26 - 27 - 28
-------------------------------------	--------------

COLOUR CHOICE & AFTERCARE	29
---------------------------	----



Nanotech fabrics by Brook Taverner



Tested for harmful substances according to Oeko-Tex® Standard 100



PERFORMANCE COLLECTION



- 65% Polyester, 35% Wool with Shape Memory Technology
- 325gm crease-resistant fabric
- Machine washable tailoring
- Ideal for hotels, hospitality, councils, FM & security

Rosewood Jacket
(Navy)

Wyndham Skirt
(Navy)

Straight skirt, centre vent,
shaped back panels,
full stretch lining.

Trevi Blouse
(White)

Semi fitted, long sleeve.

NEW SLIM FIT JACKET



NEW SLIM FIT

Felina Blouse (Cream)

Short sleeve ladies' blouse, round neck, front pleat detail, bust darts.



Astoria Trouser (Navy)

Slim leg trouser, front hook fastening, 2 side pockets, mock rear pockets, half lined, belt loops.

ROSEWOOD Jacket (Navy)

Short, slim fit, 1 button jacket, peaked lapel, 2 flap and 2 jetted pockets, plain back, tailored back panels, 1 inside pocket.

Soave Blouse (Blue)



AVAILABLE FROM SIZE 4

COMPLEMENTARY STYLES

Aldwych Jacket

(Mid Grey)

tailored fit, single breasted,
2 button jacket, side vents,
3 inside pockets, mobile phone pocket.

Aldwych Trouser

(Mid Grey)

Tailored fit, flat front trouser;
2 side pockets, 1 rear pocket.



Corinthia Dress

(Mid Grey)



Fashion Belts

(Twin Packs, Navy/Nude)

Simple women's fashion belts
with gold buckle which
complement our dresses



CORINTHIA Dress

(Mid Grey)

Beautifully tailored
V-neck dress, short sleeve,
breast darts, centre vent,
full stretch lining.

TAILORED FIT JACKET



Ritz Jacket
(Black)

Tailored fit, 3 button jacket, peaked lapels, 1 inside pocket, tailored back panels, centre vent.

Wyndham Skirt
(Black)

Straight skirt, centre vent, shaped back panels, full stretch lining.

Felina Blouse
(White)

Short sleeve ladies' blouse, round neck, front pleat detail, bust darts.

TAILORED FIT

Grosvenor Trousers (Mid Grey)

Straight leg trousers;
single button front fastening,
key card pocket, half lined,
belt loops.



RITZ Jacket (Black)

Tailored fit, 3 button jacket,
peaked lapels,
1 inside pocket,
tailored back panels,
centre vent.



GROSVENOR NOW
AVAILABLE UP TO SIZE 30

MAYFAIR Jacket

(Mid Grey)

Tailored fit, 3 button jacket, rounded lapel and pockets, 1 inside pocket, plain back.

Franca Blouse

(Sky Blue)

Semi-fitted, long sleeve, fly front, rounded contrast white collar.



Dorchester Trousers

(Mid Grey)

Parallel leg trousers; low waist, front double button fastening, key card pocket, mock rear pockets, half lined, belt loops.

Riola Blouse

(White)

Long sleeve ladies' blouse, round neck, front pleat detail, bust darts.

TAILORED FIT JACKET

Mayfair Jacket
(Mid Grey)

Wyndham Skirt
(Mid Grey)

Straight skirt,
centre vent,
shaped back panels,
full stretch lining.



Connaught Jacket
(Charcoal)

Wyndham Skirt
(Charcoal)

Straight skirt, centre vent,
shaped back panels,
full stretch lining.

Franca Blouse
(Red Stripe)

Semi-fitted, long sleeve,
fly front, rounded
contrast white collar,
and single cuff.



Wyndham Skirt
(Charcoal)

Straight skirt, centre vent,
shaped back panels,
full stretch lining.

Riola Blouse
(White)

Long sleeve ladies' blouse,
round neck, front pleat detail,
bust darts.



CONNAUGHT Jacket

(Charcoal)

Classic fit, 2 button jacket,
notch lapel,
1 inside pocket,
centre vent.

Villeta Blouse
(Charcoal/White Stripe)

Semi-fitted, long sleeve,
double cuff with
complementary
silk cuff knots.



NOW AVAILABLE UP TO SIZE 30

HOLBECK Jacket

(Navy)

Slim fit, single breasted,
2 button jacket,
side vents, slim lapels
with saddle stitching,
piano faced interior with
slim pocket jets.

Pisa Shirt

(Blue)



Holbeck Trousers

(Navy)

Slim fit, flat front trousers,
2 side pockets,
1 rear pocket.

Pisa Shirt

(White)

Slim fit, long sleeve,
twin rear darts for a
defined silhouette,
single cuff.

NEW SLIM FIT JACKET



NEW
SLIM FIT
SUITING

**Aldwych Jacket
(Mid Grey)**

Tailored fit, single breasted jacket, 2 button front, side vents, 3 inside pockets, mobile phone pocket.

**Alba Shirt
(Blue)**

Slim fit, Single cuff



TAILORED FIT
SUITING

TAILORED FIT



Aldwych Trousers
(Charcoal)
Tailored fit trousers,
flat front, 2 side pockets,
1 rear pocket.



ALDWYCH Jacket

(Mid Grey)

Tailored fit, single breasted
jacket, 2 button front,
side vents,
3 inside pockets,
mobile phone pocket.

Pisa Shirt
(White)

Slim fit, long sleeve,
twin rear darts for a
defined silhouette,
single cuff.

LANGHAM Jacket

(Black)
Classic fit, single breasted
3 button jacket,
centre vent,
3 inside pockets,
mobile phone pocket.


Andora Shirt
(Raspberry Stripe)



Langham Trousers
(Navy)

Classic fit, single pleat,
2 side pockets,
1 rear pocket.

LARGER
SIZES
NOW
AVAILABLE



Langham Jacket
(Black)

Langham Trousers
(Black)

Alba Shirt
(White)

Slim fit, long sleeve,
twin rear darts for a
defined silhouette,
semi cutaway collar,
single 2 button cuff.

CLASSIC
FIT
SUITING

WOMEN'S PERFORMANCE COLLECTION

65% Polyester / 35% Wool with Shape Memory Stretch Technology
325gm crease-resistant fabric, machine washable

NEW SLIM FIT JACKET FROM SIZE 4R



TAILORED FIT JACKET



ROSEWOOD Jacket (Navy)

Short, slim fit, 1 button jacket, peaked lapel, 2 flap and 2 jetted pockets, plain back, tailored back panels, 1 inside pocket.

Sizes: 6 - 16 petite
4 - 18 regular
6 - 16 long

Codes & Colours:

2263A Navy
2263C Charcoal
2263D Black
2263G Mid Grey

RITZ Jacket (Black)

Tailored fit, 3 button jacket, peaked lapels, 1 inside pocket, tailored back panels, centre vent.

Sizes: 6 - 16 petite
6 - 24 regular
8 - 18 long

Codes & Colours:

2227A Navy
2227C Charcoal
2227D Black
2227G Mid Grey

**TAILORED
FIT
JACKET**



**CLASSIC
FIT
JACKET**



**LARGER
SIZES NOW
AVAILABLE**

MAYFAIR Jacket (Mid Grey)

Tailored fit, 3 button jacket,
rounded lapel and pockets,
1 inside pocket, plain back.

Sizes: 6 - 16 petite
6 - 24 regular
8 - 18 long

Codes & Colours:

2228A Navy
2228C Charcoal
2228D Black
2228G Mid Grey

CONNAUGHT Jacket (Charcoal)

Classic fit, 2 button jacket,
2 slanted flap pockets,
1 inside pocket, centre vent.

Sizes: 6 - 18 petite
6 - 30* regular
8 - 24 long

Codes & Colours:

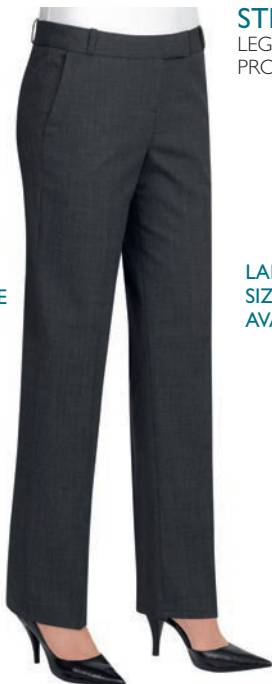
2226A Navy
2226C Charcoal
2226D Black
2226G Mid Grey

* Mid Grey available to 24R only

WOMEN'S PERFORMANCE COLLECTION

65% Polyester / 35% Wool with Shape Memory Stretch Technology
325gm crease-resistant fabric, machine washable

SLIM
LEG
PROFILE



NOW
AVAILABLE
FROM
SIZE 4

STRAIGHT
LEG
PROFILE



LARGER
SIZES NOW
AVAILABLE

PARALLEL
LEG
PROFILE



ASTORIA Trouser (Mid Grey)

Slim leg trouser, front hook fastening, 2 side pockets, mock rear pockets, half lined, belt loops.

Sizes: 4 - 24 waist in leg lengths S-27", R-29", L-31", XL-33" & 36" unfinished

Codes & Colours:

2262A Navy
2262C Charcoal
2262D Black
2262G Mid Grey

GROSVENOR Trouser (Navy)

Straight leg trouser, single button front fastening, key card pocket, half lined, belt loops.

Sizes: 6 - 30* waist in leg lengths S-27", R-29", L-31", XL-33" & 36" unfinished

Codes & Colours:

2231A Navy
2231C Charcoal
2231D Black
2231G Mid Grey

* Mid Grey available to 24 only

DORCHESTER Trouser (Charcoal)

Parallel leg trouser, low waist, front double button fastening, key card pocket, mock rear pockets, half lined, belt loops.

Sizes: 6 - 24 waist in leg lengths S-27", R-29", L-31", XL-33" & 36" unfinished

Codes & Colours:

2232A Navy
2232C Charcoal
2232D Black
2232G Mid Grey

LEG PROFILES

SLIM
LEG
PROFILE



STRAIGHT
LEG
PROFILE



PARALLEL
LEG
PROFILE



ASTORIA Trousers
(Mid Grey)
Slim leg profile.



*21cm

GROSVENOR Trousers
(Navy)
Straight leg profile.



*22cm

DORCHESTER Trousers
(Charcoal)
Parallel leg profile.



*23cm

* Half hem measure at size 12

WOMEN'S PERFORMANCE COLLECTION

65% Polyester / 35% Wool with Shape Memory Stretch Technology
325gm crease-resistant fabric, machine washable

SUPERB WAISTCOAT & DRESS



LARGER
SIZES NOW
AVAILABLE

WALDORF Waistcoat (Black)

Lining backed with adjuster,
4 button front,
2 welt pockets.

Sizes: 6 - 24 regular

Codes & Colours:

2260A Navy
2260C Charcoal
2260D Black
2260G Mid Grey

CORINTHIA Dress (Mid Grey)

Beautifully tailored V-neck dress,
short sleeve, breast darts, centre vent,
full stretch lining.

Sizes: 6 - 24 regular

Codes & Colours:

2246A Navy
2246C Charcoal
2246D Black
2246G Mid Grey

WYNDHAM Skirt (Navy)

Straight skirt, centre vent,
shaped back panels,
full stretch lining.

Sizes: 4 - 30* regular - 22"
8 - 24 long - 25"
8 - 24 x-long - 27"

Codes & Colours:

2229A Navy
2229C Charcoal
2229D Black
2229G Mid Grey

* Mid Grey available to 24R only

Waldorf Ladies'

Waistcoat

(Mid Grey)

Lining backed
with adjuster;
2 welt pockets,
4 button front.

Capital Men's

Waistcoat

(Mid Grey)

Lining backed
with adjuster;
2 welt pockets,
5 button front.



MEN'S PERFORMANCE COLLECTION

65% Polyester / 35% Wool with Shape Memory Stretch Technology
325gm crease-resistant fabric, machine washable

NEW SLIM FIT JACKET



NEW SLIM FIT TROUSER



HOLBECK Jacket (Navy)

Slim fit, single breasted, 2 button jacket, side vents, slim lapels with saddle stitching, piano faced interior with slim pocket jets.

Sizes: 34" - 44" short
34" - 46" regular
34" - 44" long

Codes & Colours:

3500A Navy
3500C Charcoal
3500D Black
3500G Mid Grey

HOLBECK Trousler (Navy)

Slim fit, flat front trouser; 2 side pockets, 1 rear pocket

Sizes: 28" - 40" waist in leg lengths
S-29.5", R-31.5", L-33"
& 36" unfinished

Codes & Colours:

8733A Navy
8733C Charcoal
8733D Black
8733G Mid Grey

Half hem width at waist size 34" = 19cm

TAILORED
FIT
JACKET



TAILORED
FIT
TROUSER



ALDWYCH Jacket (Mid Grey)
Tailored fit, single breasted,
2 button jacket, side vents,
3 inside pockets, mobile phone pocket.

Sizes: 36" - 48" short
36" - 50" regular
38" - 48" long

Codes & Colours:
3125A Navy
3125C Charcoal
3125D Black
3125G Mid Grey

ALDWYCH Trousers (Charcoal)
Tailored fit, flat front trouser,
2 side pockets, 1 rear pocket.

Sizes: 28" - 44" waist in leg lengths
S-29.5", R-31.5", L-33"
& 36" unfinished

Codes & Colours:
8557A Navy
8557C Charcoal
8557D Black
8557G Mid Grey

Half hem width at waist size 34" = 21cm

MEN'S PERFORMANCE COLLECTION

65% Polyester / 35% Wool with Shape Memory Stretch Technology
325gm crease-resistant fabric, machine washable

CLASSIC FIT JACKET



CLASSIC FIT TROUSER



LARGER
SIZES NOW
AVAILABLE



LANGHAM Jacket (Black)
Classic fit, single breasted jacket,
3 button front, centre vent,
3 inside pockets, mobile phone pocket.

Sizes: 36" - 48" short
36" - 60" regular
38" - 48" long

Codes & Colours:
5984A Navy
5984C Charcoal
5984D Black

LANGHAM Trousers (Navy)
Classic fit, single pleat trouser,
2 side pockets, 1 rear pocket.

Sizes: 28" - 56" waist in leg lengths
S-29.5", R-31.5", L-33"
& 36" unfinished

Codes & Colours:
8525A Navy
8525C Charcoal
8525D Black

CAPITAL Waistcoat (Black)
Lining backed with adjuster,
2 welt pockets, 5 button front.


Sizes: 36" - 54" regular

Codes & Colours:
1300A Navy
1300C Charcoal
1300D Black
1300G Mid Grey

Half hem width at waist size 34" = 22cm

FABRIC COLOUR CHOICE


Our **PERFORMANCE** collection is available in up to 4 fabric colour choices.



A. Navy



C. Charcoal



D. Black



G. Mid Grey



Women's interior



Men's interior

WASHCARE INSTRUCTIONS

WASHING

For the best results ensure that the suit is washed separately & machine wash as wool. Garments will need to be removed immediately from the machine when the cycle has ended.

DRYING

Place the jacket on the hanger; gently shake and re-shape by straightening seams. Fold the trousers to the front creases and hang over the bar on garment hanger. Allow both garments to dry naturally & keep away from direct heat. Do not tumble dry.

FINISHING

If required, press the garments using a cool iron over a damp cloth. Alternatively, garments from the Performance Collection can be dry cleaned.

MACHINE
WASHABLE

40°

SUITABLE
FOR DRY
CLEANING



SHIRT & BLOUSE COLLECTION

This 29 piece collection offers



MEN'S

PREMIUM COTTON - EASY IRON

ANDORA Classic fit, Double cuff	32 - 33 - 34 - 37 - 38
ALTARE Classic fit, Single cuff	32 - 33 - 34
PRATO Slim fit, Double cuff	32 - 33 - 34 - 35

PREMIUM COTTON - EASY IRON

CHESTER Classic fit, Double cuff	42
CHEADLE Classic fit, Single cuff	42
CHELFORD Slim Fit, Double cuff	43

STRETCH COTTON BLEND - EASY IRON

PISA Slim fit, Single cuff	48 - 49
LUCCA Slim fit, Single cuff	52 - 53

COTTON RICH - EASY IRON

RAPINO Classic fit, Single cuff	54
ALBA Slim fit, Single cuff	56 - 57
ROSELLO Classic fit, Short sleeve	58 - 59

RUFINA Classic fit, Single cuff	60 - 61
ROCELLA Classic fit, Short sleeve	62 - 63

MANTOVA Classic fit, Single cuff	64 - 65
SAVONA Classic fit, Short sleeve	66 - 67

WOMEN'S

PREMIUM COTTON - EASY IRON

VILLETA Semi fitted, Double cuff	32 - 33 - 34 - 37 - 38
OZZERO Semi fitted, Short sleeve	32 - 33 - 37

PREMIUM COTTON - EASY IRON

TREVISO Semi fitted, Single cuff	40 - 41
----------------------------------	---------

CREPE DE CHINE

FELINA Short sleeve blouse	40 - 41
RIOLA Long sleeve blouse	40 - 41

STRETCH COTTON BLEND - EASY IRON


TREVI Semi fitted, Single cuff	46 - 47
SOAVE Semi fitted, Short sleeve	46 - 47
FRANCA Semi fitted, Single cuff	50 - 51

COTTON RICH - EASY IRON

PALENA Semi fitted, Single cuff	54 - 55
PADULI Semi fitted, Short sleeve	58 - 59

PERANO Semi fitted, Single cuff	60 - 61
PESCARA Semi fitted, Short sleeve	62 - 63

CAMPANIA Semi fitted, Single cuff	64 - 65
LIGURIA Semi fitted, Short sleeve	66 - 67



SHIRT & BLOUSE COLLECTION

PREMIUM COTTON - CREPE DE CHINE - STRETCH COTTON BLEND - COTTON RICH



- Co-ordinating men's and women's business shirts and blouses
- Large choice of fabrics, fits & styles
- Ideal for all corporate arenas

PREMIUM COTTON



100% SUPERFINE COTTON - EASY IRON

MEN'S **ANDORA** Classic fit, Double cuff **ALTARE** Classic fit, Single cuff **PRATO** Slim fit, Double cuff
WOMEN'S **VILLETA** Semi fitted, Double cuff **OZZERO** Semi fitted, Short sleeve

- Double cuff with complementary silk cuff knots (except Altare & Ozzero)
- Taped seams
- Removable metal collar stiffeners (men's shirts)
- Men's extra long sleeve available



A. White Herringbone

E. Pink/Grey Stripe

VILLETA Blouse (shown)
(Semi fitted, Double cuff)

Codes & Colours:

2247A White Herringbone
2247B Blue Herringbone
2247C Charcoal/White Stripe
2247D Raspberry Stripe
2247E Pink/Grey Stripe

Sizes: 6 - 24 regular

OZZERO Blouse
(Semi fitted, Short sleeve)

Codes & Colours:

2249A White Herringbone
2249B Blue Herringbone

Sizes: 6 - 24 regular

PRATO shirt
(Slim fit, Double cuff)

Codes & Colours:

7720A White Herringbone
7720B Blue Herringbone

Sizes: 14.5" - 18"

ANDORA Shirt (shown)
(Classic fit, Double cuff)

Codes & Colours:

7656A White Herringbone
7656AL White Herringbone
Extra long sleeve 36.5"
7656B Blue Herringbone
7656BL Blue Herringbone
Extra long sleeve 36.5"
7656C Charcoal/White Stripe
7656D Raspberry Stripe
7656E Pink/Grey Stripe

Sizes: 14.5" - 20"

* Extra long sleeve 36.5" at size 15.5"

ALTARE Shirt
(Classic fit, Single cuff)

Codes & Colours:

7655A White Herringbone
7655AL White Herringbone
Extra long sleeve 36.5"
7655B Blue Herringbone
7655BL Blue Herringbone
Extra long sleeve 36.5"

Sizes: 14.5" - 20"

* Extra long sleeve available from size 15"



B. Blue Herringbone

D. Raspberry Stripe

C. Charcoal/White Stripe



PRATO Shirt
(Slim fit, Double cuff)



ANDORA Shirt
(Classic fit, Double cuff)



ALTARE Shirt
(Classic fit, Single cuff)



VILLETA Blouse
(Semi fitted, Double cuff)



OZZERO Blouse
(Semi fitted, Short sleeve)

PREMIUM COTTON



100% SUPERFINE COTTON - HERRINGBONE WEAVE - EASY IRON

MEN'S **ANDORA** Classic fit, Double cuff **ALTARE** Classic fit, Single cuff **PRATO** Slim fit, Double cuff


- Double cuff with complementary silk cuff knots (except Altare)
- Taped seams
- Removable metal collar stiffeners
- Men's extra long sleeve available



ANDORA Shirt
(Classic fit, Double cuff)



ALTARE Shirt
(Classic fit, Single cuff)



PRATO Shirt
(Semi fitted, Double cuff)

ANDORA Shirt
(Classic fit, Double cuff)

Codes & Colours:

- 7656A White Herringbone
- 7656AL White Herringbone
Extra long sleeve 36.5"
- 7656B Blue Herringbone
- 7656BL Blue Herringbone
Extra long sleeve 36.5"
- 7656C Charcoal/White Stripe
- 7656D Raspberry Stripe
- 7656E Pink/Grey Stripe

Sizes: 14.5" - 20"
* Extra long sleeve 36.5" at size 15.5"

ANDORA is also available in 3 striped designs.
See pages 38 and 39 for more information.

ALTARE Shirt
(Classic fit, Single cuff)

Codes & Colours:

- 7655A White Herringbone
- 7655AL White Herringbone
Extra long sleeve 36.5"
- 7655B Blue Herringbone
- 7655BL Blue Herringbone
Extra long sleeve 36.5"

Sizes: 14.5" - 20"
* Extra long sleeve 36.5" at size 15.5"

PRATO shirt
(Slim fit, Double cuff)

Codes & Colours:

- 7720A White Herringbone
- 7720B Blue Herringbone

Sizes: 14.5" - 18"

SLIM FIT DOUBLE CUFF



ANDORA Shirt
(Classic fit, Double cuff)



ALTARE Shirt
(Classic fit, Single cuff)



PRATO Shirt
(Slim fit, Double cuff)





SEMI FITTED
DOUBLE CUFF

PREMIUM COTTON



100% SUPERFINE COTTON - HERRINGBONE WEAVE - EASY IRON

WOMEN'S **VILLETA** Semi fitted, Double cuff

WOMEN'S **OZZERO** Semi fitted, Short sleeve

- Double cuff with complementary silk cuff knots (except Ozzero)
- Taped seams



VILLETA Blouse
(Semi fitted, Double cuff)



OZZERO Blouse
(Semi fitted, Short sleeve)

VILLETA Blouse
(Semi fitted, Double cuff)

Codes & Colours:

- 2247A White Herringbone
- 2247B Blue Herringbone
- 2247C Charcoal/White Stripe
- 2247D Raspberry Stripe
- 2247E Pink/Grey Stripe

Sizes: 6 - 24 regular



VILLETA Blouse
(Semi fitted, Double cuff)

OZZERO Blouse
(Semi fitted, Short sleeve)

Codes & Colours:

- 2249A White Herringbone
- 2249B Blue Herringbone

Sizes: 6 - 24 regular



OZZERO Blouse
(Semi fitted, Short sleeve)



PREMIUM COTTON



100% SUPERFINE COTTON - STRIPED DESIGNS - EASY IRON

MEN'S **ANDORA** Classic fit, Double cuff

WOMEN'S **VILLETA** Semi fitted, Double cuff

- Double cuff with complementary silk cuff knots
- Taped seams
- Removable metal collar stiffeners (men's shirts)



ANDORA Shirt
(Classic fit, Double cuff)



VILLETA Blouse
(Semi fitted, Double cuff)



D. Raspberry Stripe

ANDORA Shirt
(Classic fit, Double cuff)

Codes & Colours:

- 7656A White Herringbone
- 7656AL White Herringbone
Extra long sleeve 36.5"
- 7656B Blue Herringbone
- 7656BL Blue Herringbone
Extra long sleeve 36.5"
- 7656C Charcoal/White Stripe
- 7656D Raspberry Stripe
- 7656E Pink/Grey Stripe

Sizes: 14.5" - 20"
* Extra long sleeve 36.5" at size 15.5"

VILLETA Blouse
(Semi fitted, Double cuff)


Codes & Colours:

- 2247A White Herringbone
- 2247B Blue Herringbone
- 2247C Charcoal/White Stripe
- 2247D Raspberry Stripe
- 2247E Pink/Grey Stripe


Sizes: 6 - 24 regular



C. Charcoal/White Stripe



D. Raspberry Stripe



E. Pink/Grey Stripe

CLASSIC FIT
DOUBLE CUFF



C. Charcoal/White Stripe

D. Raspberry Stripe

E. Pink/Grey Stripe

SEMI
FITTED
3 BUTTON CUFF



PREMIUM COTTON



100% SUPERFINE COTTON - EASY IRON - LONG SLEEVE

WOMEN'S **TREVISO** Semi fitted, Single cuff

- Single 3 button cuff
- Classic button up collar



A. White

B. Blue

TREVISO Blouse
(Semi fitted, Single cuff)


Codes & Colours:
2244A White
2244B Blue

Sizes: 6 - 24 regular



TREVISO Blouse
(Semi fitted, Single cuff)

CHESTER Shirt
(Classic fit, Double cuff)



TREVISO blouse matches CHESTER, CHEADLE & CHELFORD shirts.
See pages 42 and 43 for more information.

PREMIUM COTTON



100% COTTON POPLIN WEAVE - EASY IRON - LONG SLEEVE

MEN'S **CHESTER** Classic fit, Double cuff

MEN'S **CHEADLE** Classic fit, Single cuff

MEN'S **CHELFORD** Slim fit, Double cuff

- Taped seams
- Removable metal collar stiffeners
- Men's extra long sleeve available



CHESTER Shirt
(Classic fit, Double cuff)

Codes & Colours:
7642A White
7642B Blue

Sizes: 14.5" - 20"



CHESTER Shirt
(Classic fit, Double cuff)

CHEADLE Shirt
(Classic fit, Single cuff)

Codes & Colours:
7641A White
7641AL White
Extra long sleeve 36.5"
7641B Blue

Sizes: 14.5" - 20"
* Extra long sleeve 36.5" at size 15.5"



CHEADLE Shirt
(Classic fit, Single cuff)

CLASSIC FIT

All match **TREVISO** blouse.
See pages 40 and 41 for more information.

CHELFORD Shirt
(Slim fit, Double cuff)

Codes & Colours:
7643A White
7643B Blue

Sizes: 14.5" - 18"



CHELFORD Shirt
(Slim fit, Double cuff)

SLIM FIT
DOUBLE CUFF



NEW
CREPE
DE CHINE

AVAILABLE TO
SIZE 30

A. White



CREPE DE CHINE



94% Polyester / 6% Elastane CREPE DE CHINE - SHORT & LONG SLEEVE

WOMEN'S FELINA Short sleeve

WOMEN'S RIOLA Long sleeve

- Short & long sleeve ladies' blouse, round neck, front pleat detail, bust darts
- Single gold button cuff (Riola)
- Rear gold zip detail
- Easy care, machine washable at 30°



B. Cream

FELINA Blouse
(Short sleeve)

RIOLA Blouse
(Long sleeve)

Codes & Colours:

2265A White
2265B Cream

Codes & Colours:

2264A White
2264B Cream



Sizes: 6 - 30 regular

Sizes: 6 - 30 regular



FELINA Blouse
(Short sleeve)

RIOLA Blouse
(Long sleeve)



Back collar zip and button cuff detail

STRETCH COTTON BLEND



57% Polyester / 39% Cotton / 4% Elastane - EASY IRON

WOMEN'S **TREVI** Semi fitted, Long sleeve, Single cuff

WOMEN'S **SOAVE** Semi fitted, Short sleeve

- Fly front
- Rounded collar
- Single button cuff (Trevi)



NEW TREVI & SOAVE SEMI FITTED



TREVI Blouse
(Semi fitted, Single cuff)



SOAVE Blouse
(Semi fitted, Short sleeve)



A. White



B. Sky Blue



D. Black

TREVI Blouse
(Semi fitted, Single cuff)

Codes & Colours:
2268A White
2268B Sky Blue
2268D Black

Sizes: 6 - 24 regular

SOAVE Blouse
(Semi fitted, Short sleeve)

Codes & Colours:
2269A White
2269B Sky Blue
2269D Black

Sizes: 6 - 24 regular



TREVI & SOAVE blouses match men's PISA shirt.
See pages 48 and 49 for more information.

BROOK TAVERNER
corporate tailoring

NEW PISA SLIM FIT SHIRT



STRETCH COTTON BLEND



57% Polyester / 39% Cotton / 4% Elastane - EASY IRON - LONG SLEEVE

MEN'S PISA Slim fit, Long sleeve, Single cuff

- Single 2 button cuff
- Twin rear darts for defined silhouette



A. White



B. Blue



D. Black



PISA Shirt
(Slim fit, Single cuff)

Codes & Colours:
7721A White
7721B Sky Blue
7721D Black

Sizes: 14.5" - 18"

PISA Shirt
(Slim fit, Single cuff)

PISA shirt matches women's TREVI & SOAVE blouses.
See pages 46 and 47 for more information.

STRETCH COTTON BLEND



57% Polyester / 39% Cotton / 4% Elastane - EASY IRON - LONG SLEEVE

WOMEN'S **FRANCA** Semi fitted, Single cuff

- Fly front
- Contrast White rounded collar and contrast White single button cuff



FRANCA Blouse
(Semi fitted, Single cuff)

Codes & Colours:

- 2251A White with front panel stripe
- 2251B Sky Blue
- 2251C Blue Stripe
- 2251D Lilac Stripe
- 2251E Red Stripe

Sizes: 6 - 24 regular

FRANCA blouse matches men's LUCCA shirt.
See pages 52 and 53 for more information.



A. White with front panel stripe



FRANCA Blouse
(Semi fitted, Single cuff)



B. Sky Blue



C. Blue Stripe



D. Lilac Stripe



E. Red Stripe

STRETCH COTTON BLEND



57% Polyester / 39% Cotton / 4% Elastane - EASY IRON - LONG SLEEVE

MEN'S LUCCA Slim fit, Single cuff

- Contrast white collar with single 2 button cuff
- Twin rear darts for defined silhouette

LUCCA Shirt
(Slim fit, Single cuff)

Codes & Colours:

7658B Sky Blue
7658C Blue stripe
7658D Lilac stripe
7658E Red stripe

Sizes: 14.5" - 18"



B. Sky Blue

C. Blue Stripe

D. Lilac Stripe

E. Red Stripe

LUCCA shirt matches women's FRANCA blouse.
See pages 50 and 51 for more information.

SLIM FIT

SINGLE CUFF



LUCCA Shirt
(Slim fit, Single cuff)

COTTON RICH



55% Cotton / 45% Polyester - EASY IRON - LONG SLEEVE

MEN'S **RAPINO** Classic fit, Single cuff

WOMEN'S **PALENA** Semi fitted, Single cuff

- Chest pocket (Rapino)
- Single 2 button cuff (Palena)



CLASSIC FIT SINGLE CUFF



SEMI FITTED SINGLE CUFF

RAPINO Shirt
(Classic fit, Single cuff)

Codes & Colours:

7539A White
7539B Pink
7539D Black
7539E Blue

Sizes: 14.5" - 20"



RAPINO Shirt
(Classic fit, Single cuff)

PALENA Blouse
(Semi fitted, Single cuff)

Codes & Colours:

2214A White
2214E Blue

Sizes: 4 - 30 regular

Codes & Colours:

2214B Pink
2214D Black

Sizes: 6 - 24 regular



PALENA Blouse
(Semi fitted, Single cuff)

**EXTENDED SIZE RANGE
NOW AVAILABLE**



RAPINO shirt & PALENA blouse match
men's ALBA & ROSELLO shirts and women's PADULI blouse.
See pages 56, 57, 58 and 59 for more information.

COTTON RICH



55% Cotton / 45% Polyester - EASY IRON - LONG SLEEVE

MEN'S ALBA Slim fit, Single cuff

- Twin rear darts for a defined silhouette
- Semi cutaway collar

ALBA Shirt
(Slim fit, Single cuff)

Codes & Colours:
7640A White
7640D Black
7640E Blue

Sizes: 14" - 18"



ALBA shirt matches men's RAPINO & ROSELLO shirts and women's PALENA & PADULI blouses. See pages 54, 55, 58 and 59 for more information.

SLIM FIT



ALBA Shirt
(Slim fit, Single cuff)




A. White

E. Blue

D. Black

SHORT SLEEVE

ADJUSTABLE CUFF



PADULI Blouse
(Semi fitted, Short sleeve)



ROSELLO Shirt
(Classic fit, Short sleeve)

COTTON RICH



55% Cotton / 45% Polyester - EASY IRON - SHORT SLEEVE

WOMEN'S **PADULI** Semi fitted, Short sleeve

MEN'S **ROSELLO** Classic fit, Short sleeve

- Chest pocket (Rosello)
- Short sleeve with adjustable cuff (Paduli)

**EXTENDED SIZE RANGE
NOW AVAILABLE**

E. Blue



PADULI Blouse
(Semi fitted, Short sleeve)

Codes & Colours:
2216A White
2216E Blue

Sizes: 4 - 30 regular

Codes & Colours:
2216B Pink
2216D Black

Sizes: 6 - 24 regular


ROSELLO Shirt
(Classic fit, Short sleeve)

Codes & Colours:
7541A White
7541B Pink
7541D Black
7541E Blue

Sizes: 14.5" - 20"



B. Pink PADULI adjustable cuff detail



A. White



D. Black

PADULI blouse & ROSELLO shirt match men's ALBA & RAPINO shirts & women's PALENA blouse.

See pages 54, 55, 56 and 57 for more information.

COTTON RICH




60% Cotton / 40% Polyester - EASY IRON - LONG SLEEVE

WOMEN'S **PERANO** Semi fitted, Single cuff

MEN'S **RUFINA** Classic fit, Single cuff

- Chest pocket (Rufina)
- Single 2 button cuff (Perano)



A. White/Grey Stripe



B. Pink/Grey Stripe



C. Blue/White Stripe

PERANO Blouse
(Semi fitted, Single cuff)

Codes & Colours:

- 2215A White/Grey Stripe
- 2215B Pink/Grey Stripe
- 2215C Blue/White Stripe

Sizes: 6 - 24 regular

RUFINA Shirt

(Classic fit, Single cuff)

Codes & Colours:

- 7540A White/Grey Stripe
- 7540B Pink/Grey Stripe
- 7540C Blue/White Stripe

Sizes: 14.5" - 20"



PERANO Blouse
(Semi fitted, Long sleeve)

RUFINA Shirt
(Classic fit, Long sleeve)



PERANO blouse & RUFINA shirt match PESCARA blouse & ROCCELLA shirt.
See pages 62 and 63 for more information.

COTTON RICH



60% Cotton / 40% Polyester - EASY IRON - SHORT SLEEVE

WOMEN'S **PESCARA** Semi fitted, Short sleeve


MEN'S **ROCCELLA** Classic fit, Short sleeve

- Chest pocket (Roccella)
- Short sleeve with adjustable cuff (Pescara)

A. White/Grey Stripe



ADJUSTABLE
CUFF



PESCARA blouse & ROCCELLA shirt match PERANO blouse & RUFINA shirt.
See pages 60 and 61 for more information.

C. Blue/White Stripe

SHORT SLEEVE



PESCARA Blouse
(Semi fitted, Short sleeve)



ROCELLA Shirt
(Classic fit, Short sleeve)

PESCARA Blouse
(Semi fitted, Short sleeve)

Codes & Colours:
2217A White/Grey Stripe
2217B Pink/Grey Stripe
2217C Blue/White Stripe

Sizes: 6 - 24 regular

ROCELLA Shirt
(Classic fit, Short sleeve)

Codes & Colours:
7542A White/Grey Stripe
7542B Pink/Grey Stripe
7542C Blue/White Stripe

Sizes: 14.5" - 20"

B. Pink/Grey Stripe

COTTON RICH



60% Cotton / 40% Polyester - EASY IRON - LONG SLEEVE

MEN'S **MANTOVA** Classic fit, Single cuff

WOMEN'S **CAMPANIA** Semi fitted, Single cuff

- Chest pocket (Mantova)
- Contrast inner collar and cuff (colours B, C & D only)
- Double button fastening (Campania)

MANTOVA shirt
& CAMPANIA blouse
match SAVONA shirt
& LIGURIA blouse.
See pages 66 and 67 for
more information.

MANTOVA Shirt
(Classic fit, Single cuff)

Codes & Colours:

- 7594A White Waffle Weave
- 7594B Sky Blue/Magenta Stripe
- 7594C Black/White Stripe

Sizes: 14.5" - 20"



MANTOVA Shirt
(Classic fit, Single cuff)



A. White
Waffle Weave



B. Sky Blue/
Magenta Stripe

CAMPANIA Blouse
(Semi fitted, Single cuff)

Codes & Colours:

- 2239A White Waffle Weave
- 2239B Sky Blue/Magenta Stripe
- 2239C Black/White Stripe
- 2239D Candy Stripe

Sizes: 6 - 24 regular




CAMPANIA Blouse
(Semi fitted, Single cuff)



C. Black/White Stripe



D. Candy Stripe
(Campania & Liguria only)



COTTON RICH



60% Cotton / 40% Polyester - EASY IRON - SHORT SLEEVE

MEN'S **SAVONA** Classic fit, Short sleeve

WOMEN'S **LIGURIA** Semi fitted, Short sleeve

- Chest pocket (Savona)
- Contrast inner collar and cuff (colours B, C & D only)
- Short sleeve with 2 button cuff detail (Liguria)

CONTRAST INTERNAL COLLAR & CUFF



SAVONA Shirt
(Classic fit, Short sleeve)

Codes & Colours:

7595A White Waffle Weave
7595B Sky Blue/Magenta Stripe
7595C Black/White Stripe

Sizes: 14.5" - 20"

LIGURIA Blouse
(Semi fitted, Short sleeve)

Codes & Colours:

2240A White Waffle Weave
2240B Sky Blue/Magenta Stripe
2240C Black/White Stripe
2240D Candy Stripe

Sizes: 6 - 24 regular





A. White Waffle Weave



B. Sky Blue/Magenta Stripe



C. Black/White Stripe



D. Candy Stripe
(Liguria & Campania only)



LIGURIA Blouse
(Semi fitted, Short sleeve)



SAVONA Shirt
(Classic fit, Short sleeve)

SAVONA shirt & LIGURIA blouse match
MANTOVA shirt & CAMPANIA blouse.
See pages 64 and 65 for more information.



BROOK TAVERNER
corporate tailoring

www.brooktaverner.com